




Collection: CITRUS

Finish*:



CP - Chrome

Main features:



Features

- DIMENSIONS: 9 x 9 cm
- MATERIAL: Metal
- FLOW RATE: 10 l/min
- Anti-twist hose 1.60 m, smooth, metal look

- WEIGHT: 2 kg
- INSTALLATION TYPE: Wall-mount
- WARRANTY DURATION (YEARS): 2

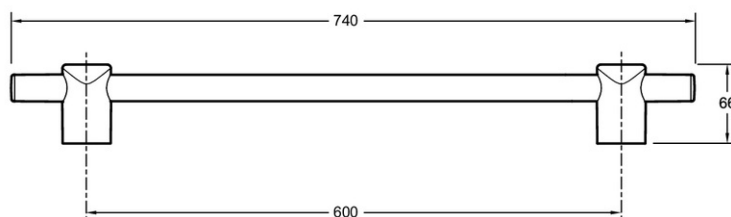
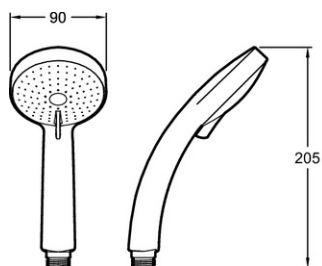
Consumer benefits

- EASY CARE: Thanks to the flexible nozzles that prevent scale from settling

Installation benefits

- EASIER INSTALLATION: Spacers make bar installation easier

Technical drawing



Product Specification: Shower set. E12907. Collection: CITRUS. DIMENSIONS: 9 x 9 cm. WEIGHT: 2 kg. MATERIAL: Metal. INSTALLATION TYPE: Wall-mount. FLOW RATE: 10 l/min. WARRANTY DURATION (YEARS): 2. Anti-twist hose 1.60 m, smooth, metal look.