

E14A80



Collection: SERENITY

Finish\*:



GA - Bright Anodised

Main features:



Features

- **DIMENSIONS:** 190 x 80 cm
- **INSTALLATION TYPE:** Corner
- **MIN/MAX WIDTH:** 75,8 - 78,3
- **INSTALLATION:** Close Space
- **PANEL HEIGHT IN CM:** 190
- **ENCLOSURE TYPE:** Sliding door
- 2 sliding corner access doors, reversible right or left
- **MATERIAL:** Glass with aluminium frame
- **NORMS AND REGULATIONS:** EN 14428
- **OPENING:** 44.7
- **GLASS THICKNESS IN MM:** 6
- **WALL ADJUSTMENT IN MM:** 25
- **WARRANTY DURATION (YEARS):** 2

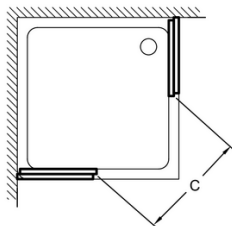
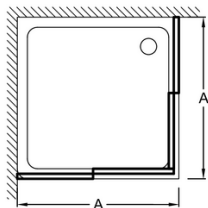
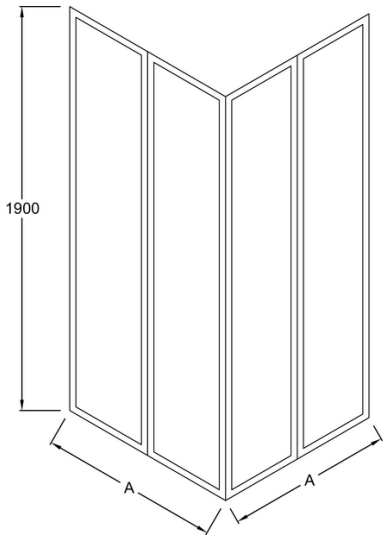
Consumer benefits

- **COMFORT:** Removable doors for easy cleaning

Installation benefits

- **EASY INSTALLATION:** Factory-assembled enclosure for fast installation
- Height-adjustable top rollers 5 mm
- **EASIER INSTALLATION:** Left or right reversible installation

Technical drawing



	E14A80	E14A90
Mm	800x800	900x900
Amini/maxi	758-783	858-883
C	447	518

Product Specification: Sliding corner access door 80 cm. E14A80. Collection: SERENITY. DIMENSIONS: 190 x 80 cm. MATERIAL: Glass with aluminium frame. INSTALLATION TYPE: Corner. NORMS AND REGULATIONS: EN 14428. MIN/MAX WIDTH: 75,8 - 78,3. OPENING: 44.7. INSTALLATION: Close Space. GLASS THICKNESS IN MM: 6. PANEL HEIGHT IN CM: 190. WALL ADJUSTMENT IN MM: 25. ENCLOSURE TYPE: Sliding door. WARRANTY DURATION (YEARS): 2. 2 sliding corner access doors, reversible right or left.