

E14C110



Collection: SERENITY

Finish*:



GA - Bright Anodised

Main features:



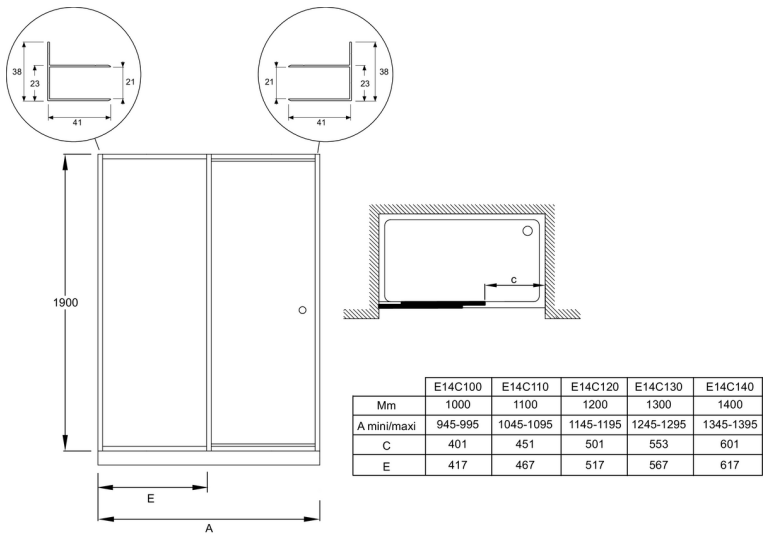
Features

- DIMENSIONS: 190 x 110 cm
- MATERIAL: Clear glass
- NORMS AND REGULATIONS: EN 14428
- OPENING: 45
- PANEL HEIGHT IN CM: 190
- ANTI-SCALE TREATMENT: Yes
- WEIGHT: 35.3 kg
- INSTALLATION TYPE: Alcove or corner
- MIN/MAX WIDTH: 104,5 - 109,5
- GLASS THICKNESS IN MM: 6
- WALL ADJUSTMENT IN MM: 25

Optional products

- E9A1323: Extension profile

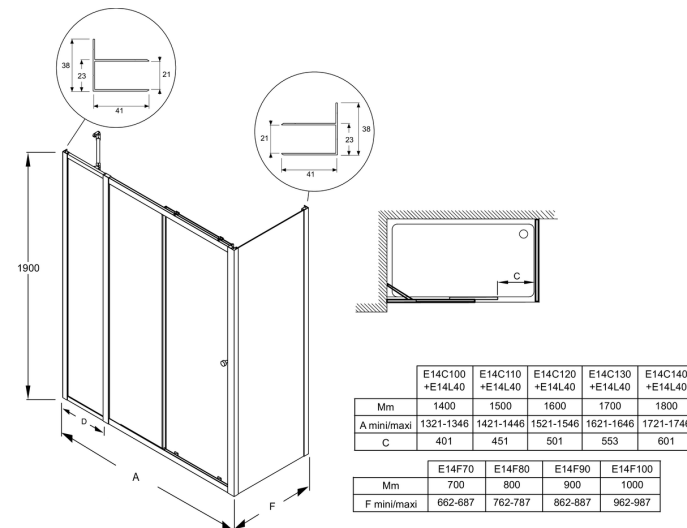
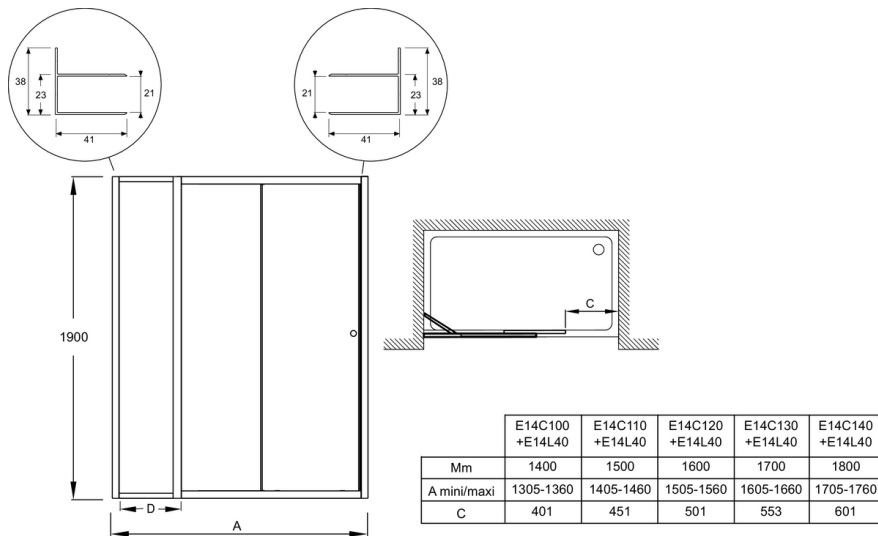
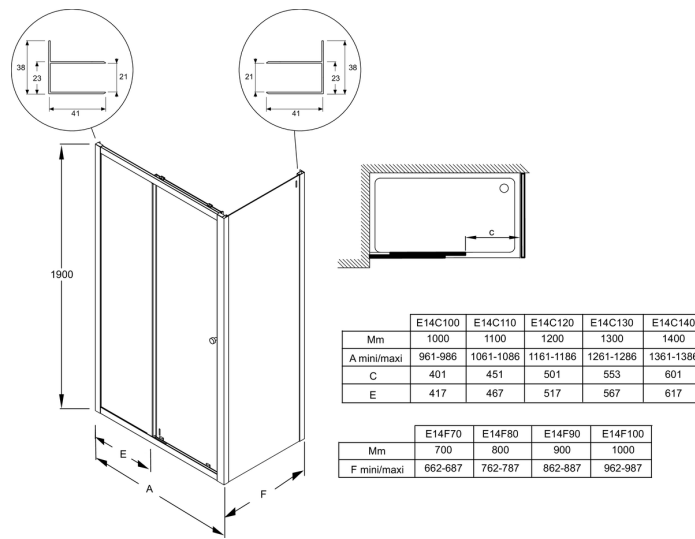
Technical drawing



	E14C100	E14C110	E14C120	E14C130	E14C140
Mm	1000	1100	1200	1300	1400
A mini/maxi	945-995	1045-1095	1145-1195	1245-1295	1345-1395
C	401	451	501	553	601
E	417	467	517	567	617

Product Specification: Sliding door 110 cm. E14C110. Collection: SERENITY. DIMENSIONS: 190 x 110 cm. WEIGHT: 35.3 kg. MATERIAL: Clear glass. INSTALLATION TYPE: Alcove or corner. NORMS AND REGULATIONS: EN 14428. MIN/MAX WIDTH: 104,5 - 109,5. OPENING: 45. GLASS THICKNESS IN MM: 6. PANEL HEIGHT IN CM: 190. WALL ADJUSTMENT IN MM: 25. ANTI-SCALE TREATMENT: Yes.

*Due to possible variations in computer and printer calibrations, technical factors and certain finish characteristics, the colors you see may not accurately portray the actual colors and are provided as a guide only.



Product Specification: Sliding door 110 cm. E14C110. Collection: SERENITY. DIMENSIONS: 190 x 110 cm. WEIGHT: 35.3 kg. MATERIAL: Clear glass. INSTALLATION TYPE: Alcove or corner. NORMS AND REGULATIONS: EN 14428. MIN/MAX WIDTH: 104,5 - 109,5. OPENING: 45. GLASS THICKNESS IN MM: 6. PANEL HEIGHT IN CM: 190. WALL ADJUSTMENT IN MM: 25. ANTI-SCALE TREATMENT: Yes.