

E14C120



Collection: SERENITY

Finish*:



GA - Bright Anodised

Main features:



Features

- **DIMENSIONS:** 190 x 120 cm
- **MATERIAL:** Glass with aluminium frame
- **NORMS AND REGULATIONS:** EN 14428
- **OPENING:** 50
- **GLASS THICKNESS IN MM:** 6
- **WALL ADJUSTMENT IN MM:** 25
- Single-panel sliding door with left or right-hand opening
- Optional: Extension profile 15 mm
- **WEIGHT:** 35.5 kg
- **INSTALLATION TYPE:** Alcove or corner
- **MIN/MAX WIDTH:** 114,5 - 119,5
- **INSTALLATION:** Close Space
- **PANEL HEIGHT IN CM:** 190
- **ENCLOSURE TYPE:** Sliding door
- Alcove or corner installation with fixed side panel

Consumer benefits

- **COMFORT:** Double rollers for fluid sliding movement, removable door for easy cleaning
- Inside and outside chrome metal handles for an easy grip.

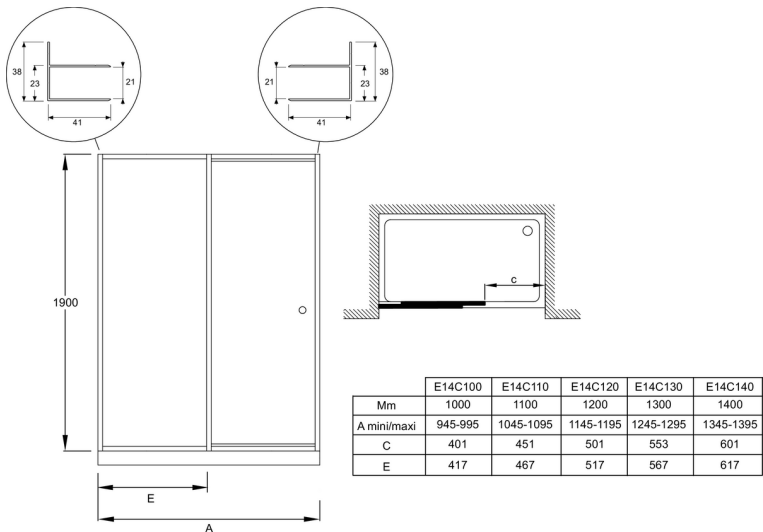
Installation benefits

- **EASY INSTALLATION:** Factory-assembled
- Wall adjustment 25 mm on each wall frame
- Height-adjustable top rollers 5 mm

Optional products

- E9A1323: Extension profile
- E14025: Extension profile

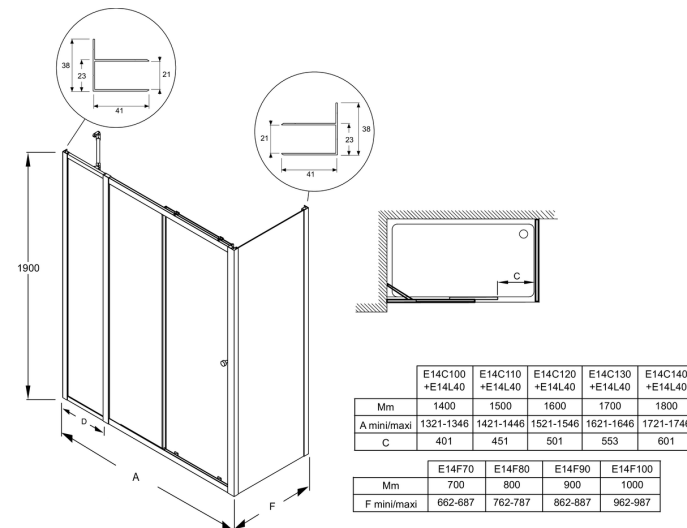
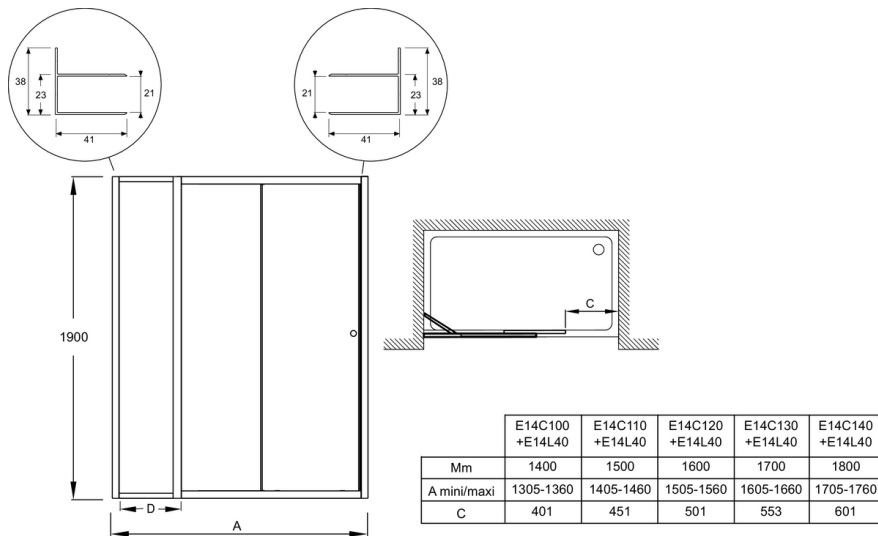
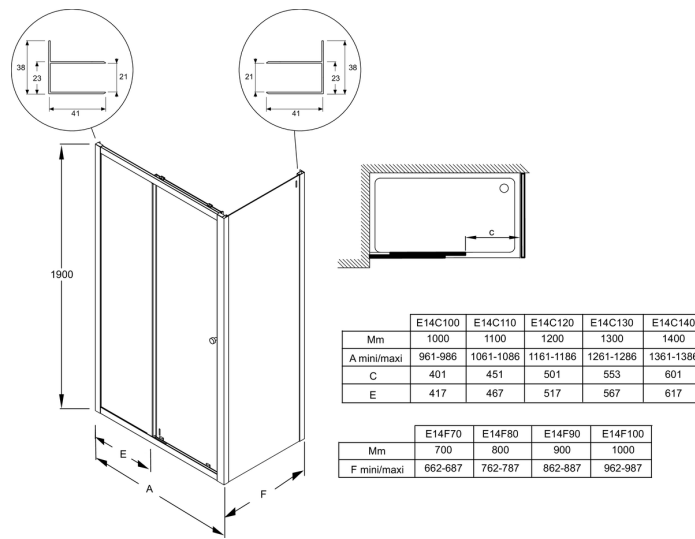
Technical drawing



	E14C100	E14C110	E14C120	E14C130	E14C140
Mm	1000	1100	1200	1300	1400
A mini/maxi	945-995	1045-1095	1145-1195	1245-1295	1345-1395
C	401	451	501	553	601
E	417	467	517	567	617

Product Specification: Sliding door 120 cm. E14C120. Collection: SERENITY. DIMENSIONS: 190 x 120 cm. WEIGHT: 35.5 kg. MATERIAL: Glass with aluminium frame. INSTALLATION TYPE: Alcove or corner. NORMS AND REGULATIONS: EN 14428. MIN/MAX WIDTH: 114,5 - 119,5. OPENING: 50. INSTALLATION: Close Space. GLASS THICKNESS IN MM: 6. PANEL HEIGHT IN CM: 190. WALL ADJUSTMENT IN MM: 25. ENCLOSURE TYPE: Sliding door. Single-panel sliding door with left or right-hand opening. Alcove or corner installation with fixed side panel. Optional: Extension profile 15 mm.

*Due to possible variations in computer and printer calibrations, technical factors and certain finish characteristics, the colors you see may not accurately portray the actual colors and are provided as a guide only.



Product Specification: Sliding door 120 cm. E14C120. Collection: SERENITY. DIMENSIONS: 190 x 120 cm. WEIGHT: 35.5 kg. MATERIAL: Glass with aluminium frame. INSTALLATION TYPE: Alcove or corner. NORMS AND REGULATIONS: EN 14428. MIN/MAX WIDTH: 114,5 - 119,5. OPENING: 50. INSTALLATION: Close Space. GLASS THICKNESS IN MM: 6. PANEL HEIGHT IN CM: 190. WALL ADJUSTMENT IN MM: 25. ENCLOSURE TYPE: Sliding door. Single-panel sliding door with left or right-hand opening. Alcove or corner installation with fixed side panel. Optional: Extension profile 15 mm.