



Collection: SERENITY

Finish\*:



GA - Bright Anodised

Main features:



### Features

- **DIMENSIONS:** 190 x 130 cm
- **MATERIAL:** Glass with aluminium frame
- **NORMS AND REGULATIONS:** EN 14428
- **OPENING:** 55
- **PANEL HEIGHT IN CM:** 190
- **ANTI-SCALE TREATMENT:** Yes
- **OPTION:** 15 mm or 25 mm Extension profile
- **WEIGHT:** 40.3 kg
- **INSTALLATION TYPE:** Alcove or corner
- **MIN/MAX WIDTH:** 124,5 - 129,5
- **GLASS THICKNESS IN MM:** 6
- **WALL ADJUSTMENT IN MM:** 25
- **REVERSIBLE:** 1 flap sliding door, reversible right hand or left hand opening
- **OPTION:** possibility to extend with 1 fixed wall in line of 40 cm. To be fixed to a wall.

### Consumer benefits

- **EASY TO USE:** Double castors for smooth gliding; quiet opening and closing; excellent sealing thanks to magnetic door closure

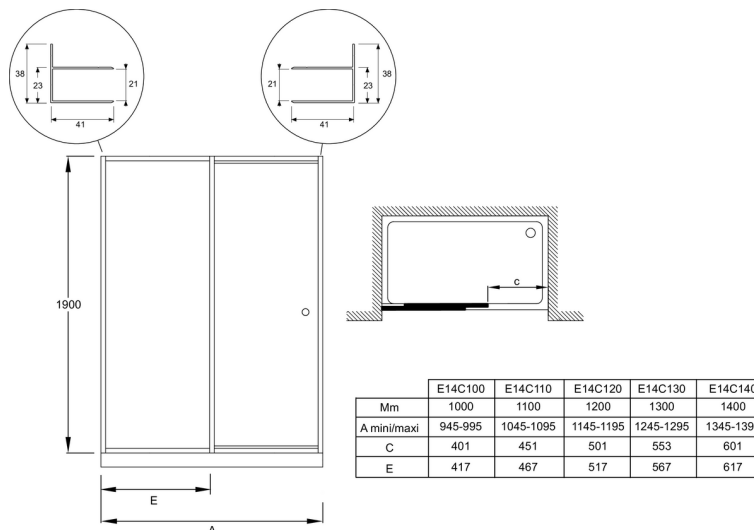
### Installation benefits

- **EASY INSTALLATION:** Wall pre-assembled in the factory; 25 mm wall adjustment; 5 mm height-adjustable castors
- **ADAPTABILITY:** Corner or shelf

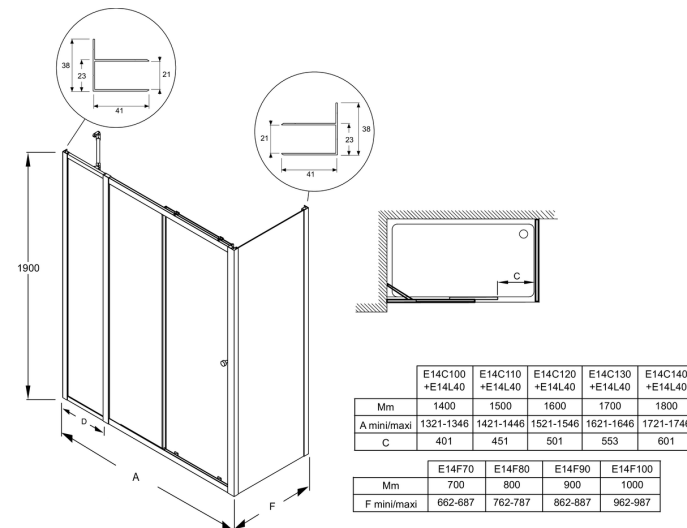
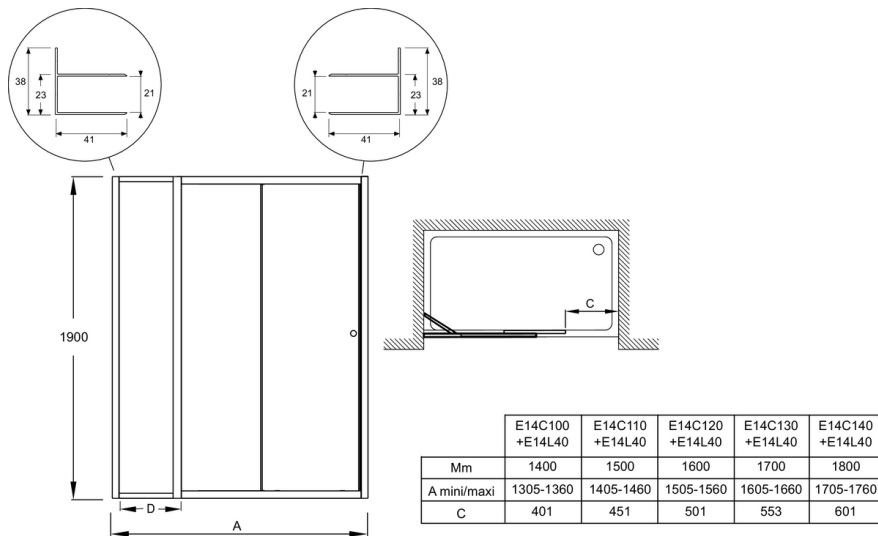
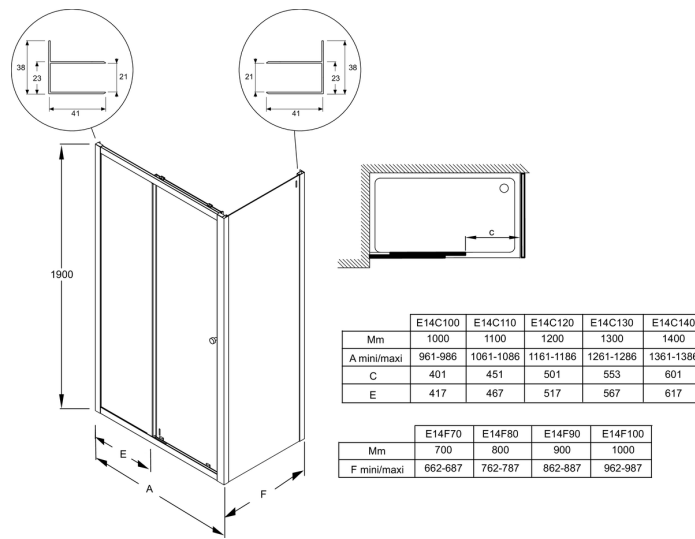
### Optional products

- E9A1323: Extension profile
- E14025: Extension profile

### Technical drawing



Product Specification: Sliding door 130 cm. E14C130. Collection: SERENITY. DIMENSIONS: 190 x 130 cm. WEIGHT: 40.3 kg. MATERIAL: Glass with aluminium frame. INSTALLATION TYPE: Alcove or corner. NORMS AND REGULATIONS: EN 14428. MIN/MAX WIDTH: 124,5 - 129,5. OPENING: 55. GLASS THICKNESS IN MM: 6. PANEL HEIGHT IN CM: 190. WALL ADJUSTMENT IN MM: 25. ANTI-SCALE TREATMENT: Yes. REVERSIBLE: 1 flap sliding door, reversible right hand or left hand opening. OPTION: 15 mm or 25 mm Extension profile. OPTION: possibility to extend with 1 fixed wall in line of 40 cm. To be fixed to a wall..



Product Specification: Sliding door 130 cm. E14C130. Collection: SERENITY. DIMENSIONS: 190 x 130 cm. WEIGHT: 40.3 kg. MATERIAL: Glass with aluminium frame. INSTALLATION TYPE: Alcove or corner. NORMS AND REGULATIONS: EN 14428. MIN/MAX WIDTH: 124,5 - 129,5. OPENING: 55. GLASS THICKNESS IN MM: 6. PANEL HEIGHT IN CM: 190. WALL ADJUSTMENT IN MM: 25. ANTI-SCALE TREATMENT: Yes. REVERSIBLE: 1 flap sliding door, reversible right hand or left hand opening. OPTION: 15 mm or 25 mm Extension profile. OPTION: possibility to extend with 1 fixed wall in line of 40 cm. To be fixed to a wall..