

E14P70



Collection: SERENITY

Finish*:



GA - Bright Anodised

Main features:



Features

- **DIMENSIONS:** 190 x 70 cm
- **MATERIAL:** Glass with aluminium frame
- **NORMS AND REGULATIONS:** EN 14428
- **OPENING:** 46
- **PANEL HEIGHT IN CM:** 190
- **ANTI-SCALE TREATMENT:** Yes
- **OPTION:** Possibility of extending the shower space with 1 fixed wall aligned at 40 cm. To be fixed to a wall.

- **WEIGHT:** 22.3 kg
- **INSTALLATION TYPE:** Alcove or corner
- **MIN/MAX WIDTH:** 64,5 - 69,5
- **GLASS THICKNESS IN MM:** 6
- **WALL ADJUSTMENT IN MM:** 25
- **REVERSIBLE:** Pivoting door with reversible opening on right hand or left hand side
- **OPTION:** 15 mm or 25 mm Extension profile

Consumer benefits

- **CHOICE OF DIMENSIONS:** From 70 to 180 cm in width with fixed walls in alignment
- **EASY TO USE:** Silent opening and closing; waterproof through magnetic door closure; offset pivot for optimum access and opening

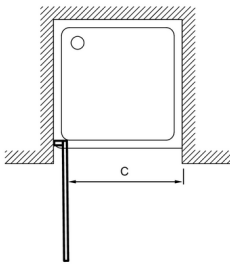
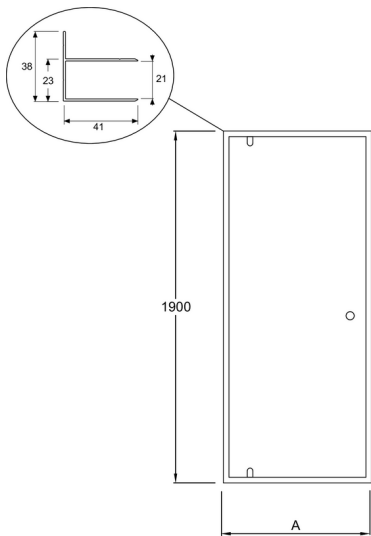
Installation benefits

- **EASY INSTALLATION:** Wall pre-assembled in the factory; 25 mm wall adjustment

Optional products

- E9A1323: Extension profile
- E14025: Extension profile

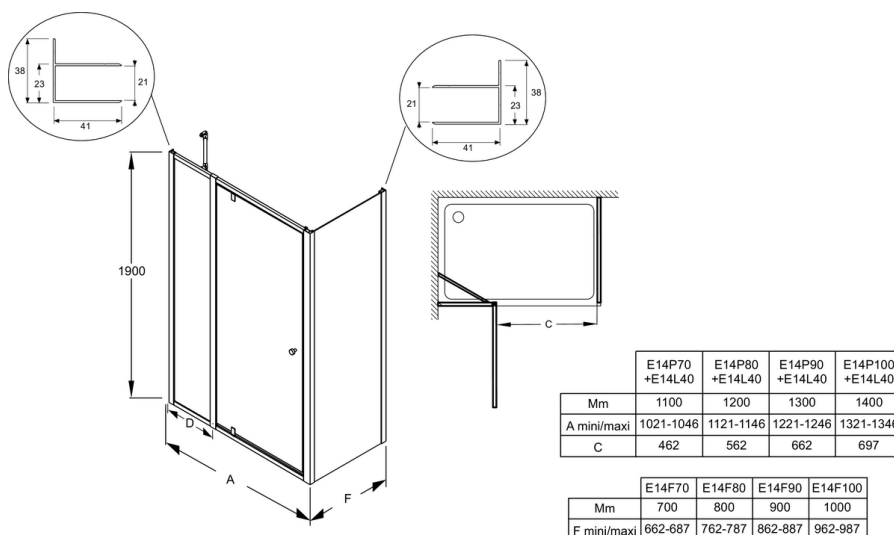
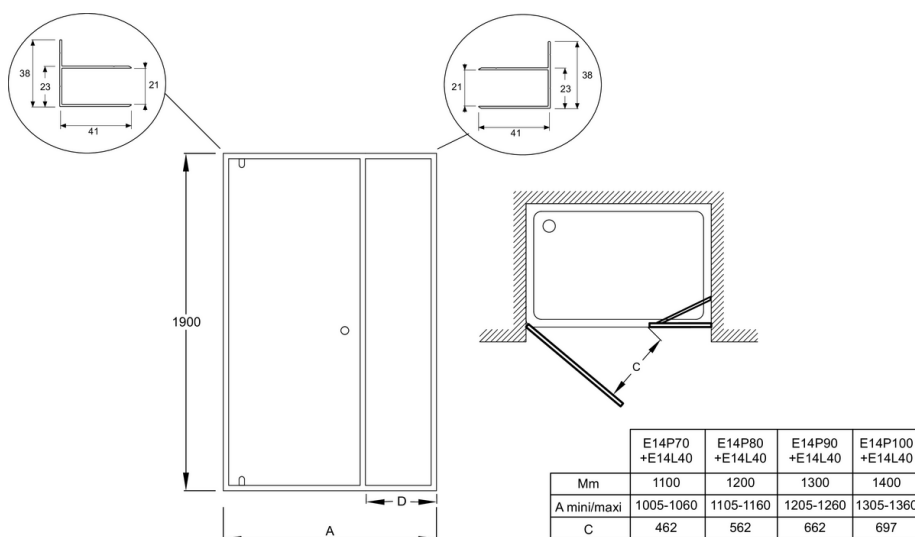
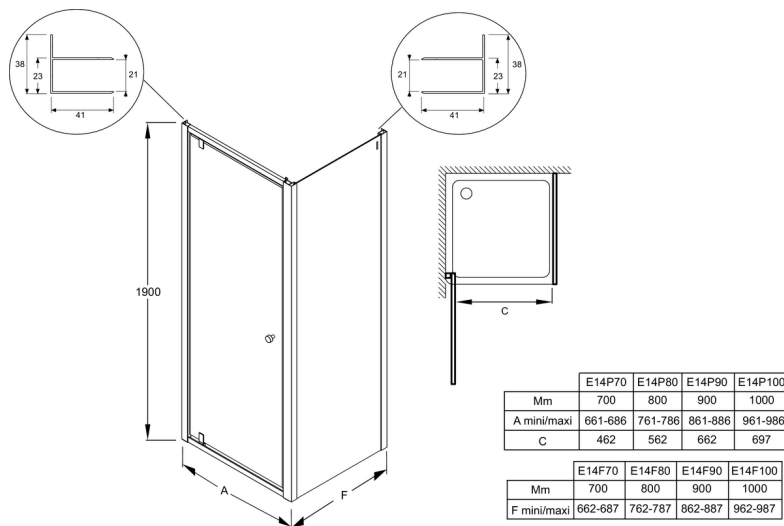
Technical drawing



	E14P70	E14P80	E14P90	E14P100
Mm	700	800	900	1000
A mini/maxi	645-695	745-795	845-895	945-995
C	462	562	662	697

Product Specification: Pivot door 70 cm. E14P70. Collection: SERENITY. DIMENSIONS: 190 x 70 cm. WEIGHT: 22.3 kg. MATERIAL: Glass with aluminium frame. INSTALLATION TYPE: Alcove or corner. NORMS AND REGULATIONS: EN 14428. MIN/MAX WIDTH: 64,5 - 69,5. OPENING: 46. GLASS THICKNESS IN MM: 6. PANEL HEIGHT IN CM: 190. WALL ADJUSTMENT IN MM: 25. ANTI-SCALE TREATMENT: Yes. REVERSIBLE: Pivoting door with reversible opening on right hand or left hand side. OPTION: Possibility of extending the shower space with 1 fixed wall aligned at 40 cm. To be fixed to a wall.. OPTION: 15 mm or 25 mm Extension profile.

*Due to possible variations in computer and printer calibrations, technical factors and certain finish characteristics, the colors you see may not accurately portray the actual colors and are provided as a guide only.



Product Specification: Pivot door 70 cm. E14P70. Collection: SERENITY. DIMENSIONS: 190 x 70 cm. WEIGHT: 22.3 kg. MATERIAL: Glass with aluminium frame. INSTALLATION TYPE: Alcove or corner. NORMS AND REGULATIONS: EN 14428. MIN/MAX WIDTH: 64,5 - 69,5. OPENING: 46. GLASS THICKNESS IN MM: 6. PANEL HEIGHT IN CM: 190. WALL ADJUSTMENT IN MM: 25. ANTI-SCALE TREATMENT: Yes. REVERSIBLE: Pivoting door with reversible opening on right hand or left hand side. OPTION: Possibility of extending the shower space with 1 fixed wall aligned at 40 cm. To be fixed to a wall.. OPTION: 15 mm or 25 mm Extension profile.