

E14P70



Collection: SERENITY

Finish*:



GA - Bright Anodised

Main features:



Features

- DIMENSIONS: 190 x 70 cm
- MATERIAL: Glass with aluminium frame
- NORMS AND REGULATIONS: EN 14428
- OPENING: 46
- PANEL HEIGHT IN CM: 190
- ANTI-SCALE TREATMENT: Yes
- OPTION: Possibility of extending the shower space with 1 fixed wall aligned at 40 cm. To be fixed to a wall.

- WEIGHT: 22.3 kg
- INSTALLATION TYPE: Alcove or corner
- MIN/MAX WIDTH: 64,5 - 69,5
- GLASS THICKNESS IN MM: 6
- WALL ADJUSTMENT IN MM: 25
- REVERSIBLE: Pivoting door with reversible opening on right hand or left hand side
- OPTION: 15 mm or 25 mm Extension profile

Consumer benefits

- CHOICE OF DIMENSIONS: From 70 to 180 cm in width with fixed walls in alignment
- EASY TO USE: Silent opening and closing; waterproof through magnetic door closure; offset pivot for optimum access and opening

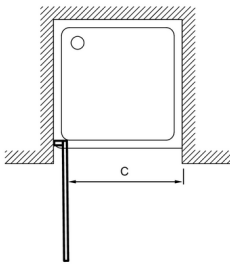
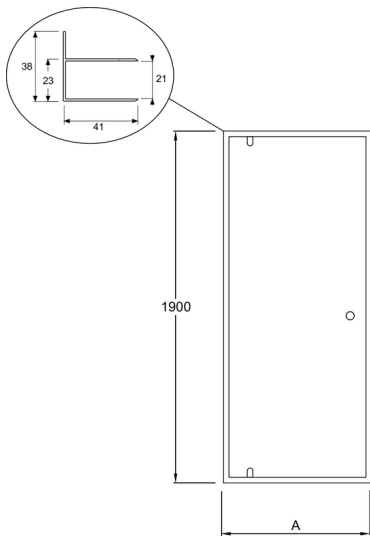
Installation benefits

- EASY INSTALLATION: Wall pre-assembled in the factory; 25 mm wall adjustment

Optional products

- E9A1323: Extension profile

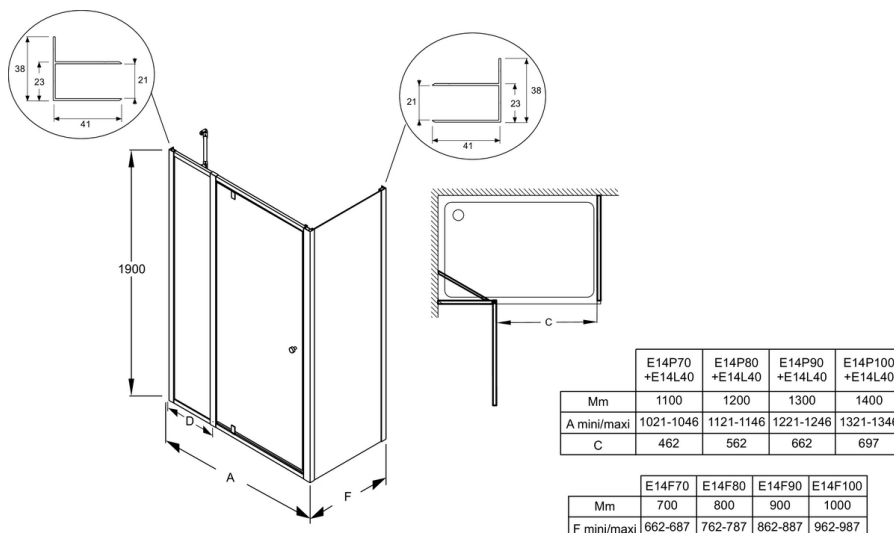
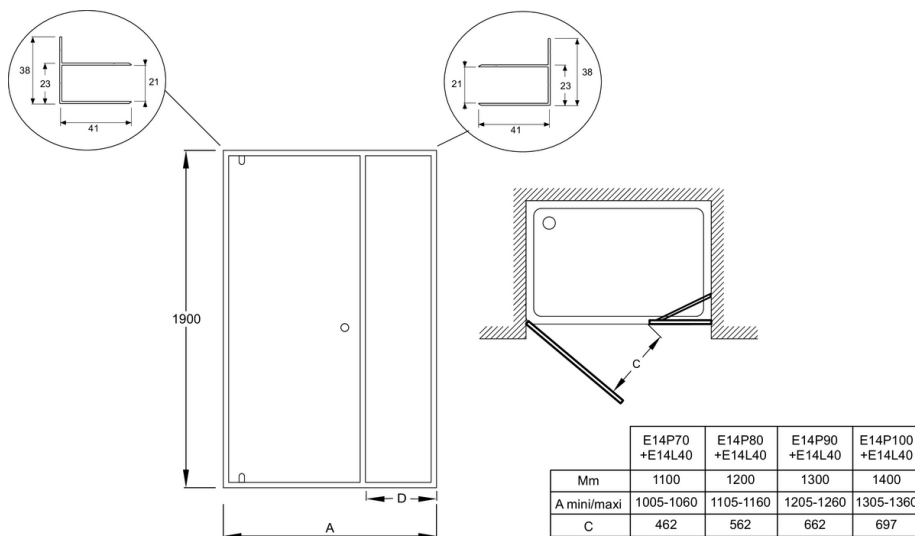
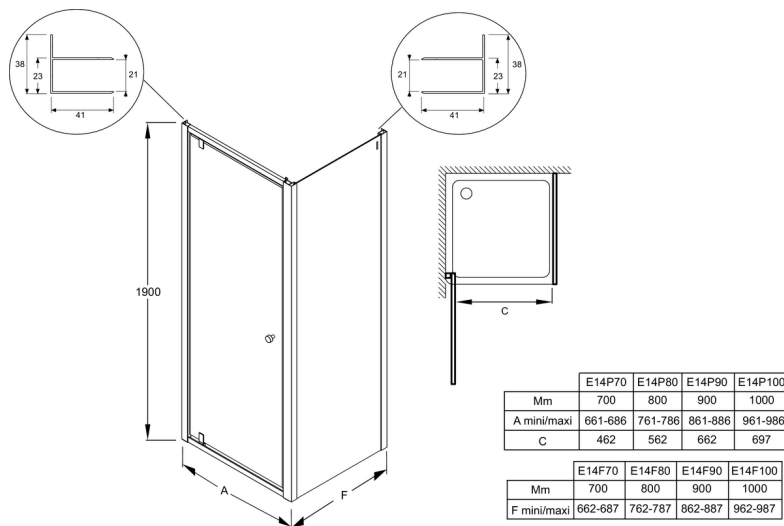
Technical drawing



	E14P70	E14P80	E14P90	E14P100
Mm	700	800	900	1000
A mini/maxi	645-695	745-795	845-895	945-995
C	462	562	662	697

Product Specification: Pivot door 70 cm. E14P70. Collection: SERENITY. DIMENSIONS: 190 x 70 cm. WEIGHT: 22.3 kg. MATERIAL: Glass with aluminium frame. INSTALLATION TYPE: Alcove or corner. NORMS AND REGULATIONS: EN 14428. MIN/MAX WIDTH: 64,5 - 69,5. OPENING: 46. GLASS THICKNESS IN MM: 6. PANEL HEIGHT IN CM: 190. WALL ADJUSTMENT IN MM: 25. ANTI-SCALE TREATMENT: Yes. REVERSIBLE: Pivoting door with reversible opening on right hand or left hand side. OPTION: Possibility of extending the shower space with 1 fixed wall aligned at 40 cm. To be fixed to a wall.. OPTION: 15 mm or 25 mm Extension profile.

*Due to possible variations in computer and printer calibrations, technical factors and certain finish characteristics, the colors you see may not accurately portray the actual colors and are provided as a guide only.



Product Specification: Pivot door 70 cm. E14P70. Collection: SERENITY. DIMENSIONS: 190 x 70 cm. WEIGHT: 22.3 kg. MATERIAL: Glass with aluminium frame. INSTALLATION TYPE: Alcove or corner. NORMS AND REGULATIONS: EN 14428. MIN/MAX WIDTH: 64,5 - 69,5. OPENING: 46. GLASS THICKNESS IN MM: 6. PANEL HEIGHT IN CM: 190. WALL ADJUSTMENT IN MM: 25. ANTI-SCALE TREATMENT: Yes. REVERSIBLE: Pivoting door with reversible opening on right hand or left hand side. OPTION: Possibility of extending the shower space with 1 fixed wall aligned at 40 cm. To be fixed to a wall.. OPTION: 15 mm or 25 mm Extension profile.