



Collection: CONTRA

Finish\*:



GA - Bright Anodised

Main features:

SALLE DE BAINS  
ACCESSIBLE  
AFISB

## Features

- **DIMENSIONS:** 200 x 80 cm
- **MATERIAL:** Clear glass
- **NORMS AND REGULATIONS:** EN 14428
- **OPENING:** 70
- **GLASS THICKNESS IN MM:** 6
- **WALL ADJUSTMENT IN MM:** 15
- **OPTIONAL:** 20 mm extension profile and fixed extension wall
- **WARRANTY DURATION (YEARS):** 2
- **WEIGHT:** 29 kg
- **INSTALLATION TYPE:** Alcove or corner
- **MIN/MAX WIDTH:** 78,5 - 80
- **INSTALLATION:** Closed space
- **PANEL HEIGHT IN CM:** 200
- **ANTI-SCALE TREATMENT:** Yes
- **CARE RECOMMENDATIONS:** Use warm soapy water for cleaning. Do not use acidic or abrasive detergents

## Consumer benefits

- **COMFORT:** Integrated lifting system, less wear and tear on the floor seal, large chrome-plated metal handles on both sides
- **SEALING:** Magnetic door seal, threshold strip included
- **ACCESSIBILITY:** Very wide access to the shower area
- **EASY TO MAINTAIN:** Anti-limescale glass on the inner side; cover caps, smooth surface (hidden screws and bolts)

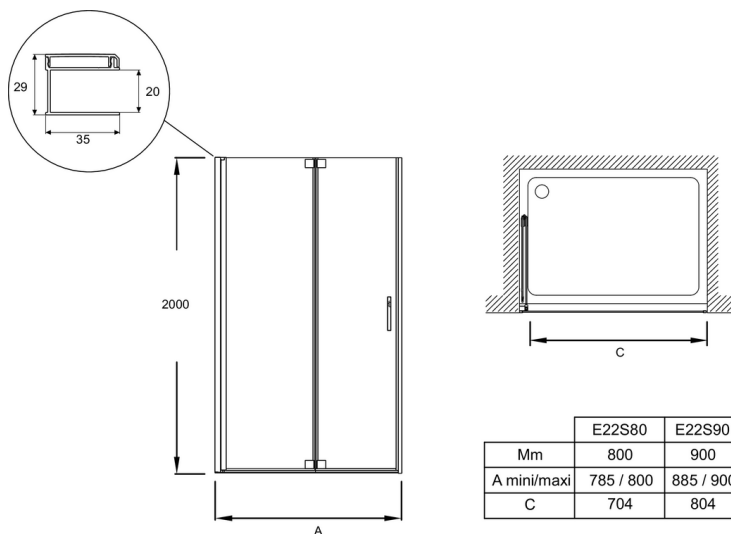
## Installation benefits

- **SIMPLE TO ASSEMBLE:** Wall offset 15 mm

## Optional products

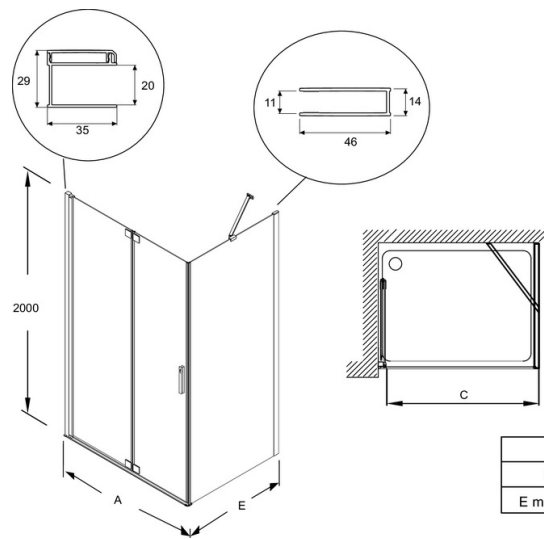
- E22FT80: Fixed panel 80 cm
- E22L40: In-line fixed panel 40 cm
- E22FT100: Fixed side panel 100 cm
- E22FT90: Fixed panel 90 cm
- E22FT70: Fixed panel 70 cm
- E22000: Extension profile

## Technical drawing



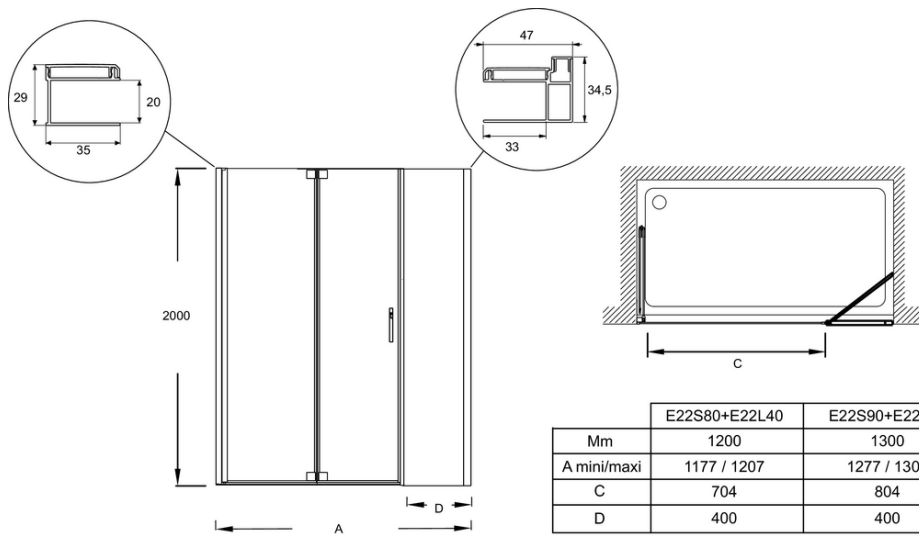
|             | E22S80    | E22S90    | E22S120     |
|-------------|-----------|-----------|-------------|
| Mm          | 800       | 900       | 1200        |
| A mini/maxi | 785 / 800 | 885 / 900 | 1185 / 1200 |
| C           | 704       | 804       | 1104        |

Product Specification: Bi-fold door 80 cm. E22S80. Collection: CONTRA. DIMENSIONS: 200 x 80 cm. WEIGHT: 29 kg. MATERIAL: Clear glass. INSTALLATION TYPE: Alcove or corner. NORMS AND REGULATIONS: EN 14428. MIN/MAX WIDTH: 78,5 - 80. OPENING: 70. INSTALLATION: Closed space. GLASS THICKNESS IN MM: 6. PANEL HEIGHT IN CM: 200. WALL ADJUSTMENT IN MM: 15. ANTI-SCALE TREATMENT: Yes. OPTIONAL: 20 mm extension profile and fixed extension wall. CARE RECOMMENDATIONS: Use warm soapy water for cleaning. Do not use acidic or abrasive detergents. WARRANTY DURATION (YEARS): 2.

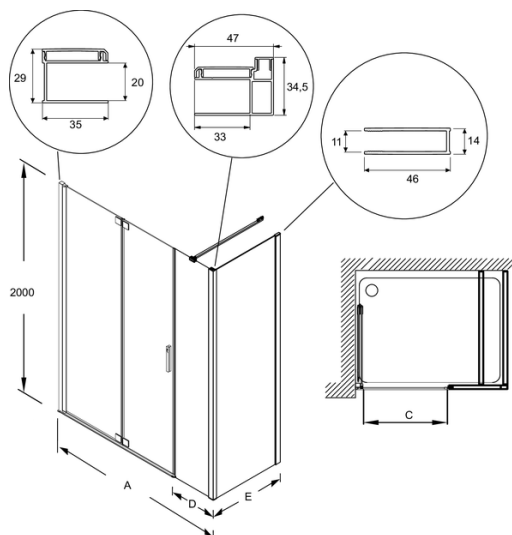


|             | E22S80    | E22S90    | E22S120     |
|-------------|-----------|-----------|-------------|
| Mm          | 800       | 900       | 1200        |
| A mini/maxi | 770 / 785 | 870 / 885 | 1170 / 1185 |
| C           | 700       | 800       | 1100        |

|             | E22FT70 | E22FT80 | E22FT90 | E22FT100 |
|-------------|---------|---------|---------|----------|
| Mm          | 700     | 800     | 900     | 1000     |
| E mini/maxi | 662-680 | 762-780 | 862-880 | 962-980  |



|             | E22S80+E22L40 | E22S90+E22L40 | E22S120+E22L40 |
|-------------|---------------|---------------|----------------|
| Mm          | 1200          | 1300          | 1600           |
| A mini/maxi | 1177 / 1207   | 1277 / 1307   | 1577 / 1607    |
| C           | 704           | 804           | 1104           |
| D           | 400           | 400           | 400            |



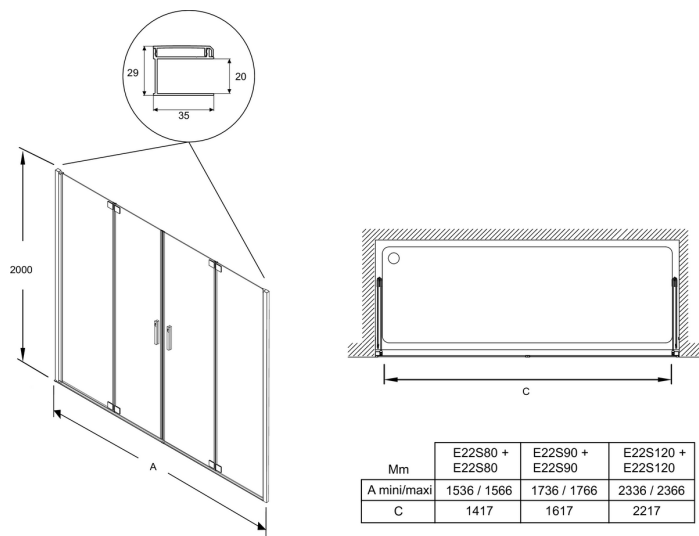
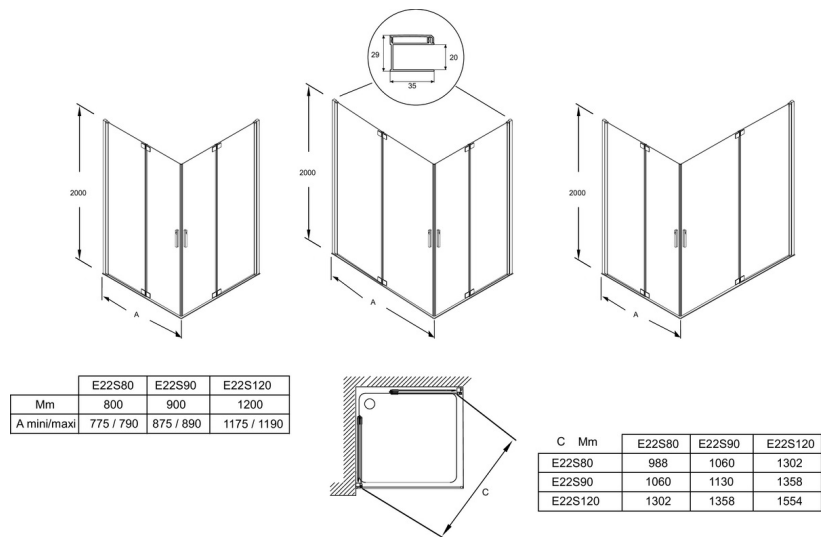
|             | E22S80+E22L40 | E22S90+E22L40 | E22S120+E22L40 |
|-------------|---------------|---------------|----------------|
| Mm          | 1200          | 1300          | 1600           |
| A mini/maxi | 1177 / 1207   | 1277 / 1307   | 1577 / 1607    |
| C           | 704           | 804           | 1104           |
| D           | 400           | 400           | 400            |

|             | E22FT70 | E22FT80 | E22FT90 | E22FT100 |
|-------------|---------|---------|---------|----------|
| Mm          | 700     | 800     | 900     | 1000     |
| E mini/maxi | 662-680 | 762-780 | 862-880 | 962-980  |

Product Specification: Bi-fold door 80 cm. E22S80. Collection: CONTRA. DIMENSIONS: 200 x 80 cm. WEIGHT: 29 kg. MATERIAL: Clear glass. INSTALLATION TYPE: Alcove or corner. NORMS AND REGULATIONS: EN 14428. MIN/MAX WIDTH: 78,5 - 80. OPENING: 70. INSTALLATION: Closed space. GLASS THICKNESS IN MM: 6. PANEL HEIGHT IN CM: 200. WALL ADJUSTMENT IN MM: 15. ANTI-SCALE TREATMENT: Yes. OPTIONAL: 20 mm extension profile and fixed extension wall. CARE RECOMMENDATIONS: Use warm soapy water for cleaning. Do not use acidic or abrasive detergents. WARRANTY DURATION (YEARS): 2.

\*Due to possible variations in computer and printer calibrations, technical factors and certain finish characteristics, the colors you see may not accurately portray the actual colors and are provided as a guide only.



Product Specification: Bi-fold door 80 cm. E22S80. Collection: CONTRA. DIMENSIONS: 200 x 80 cm. WEIGHT: 29 kg. MATERIAL: Clear glass. INSTALLATION TYPE: Alcove or corner. NORMS AND REGULATIONS: EN 14428. MIN/MAX WIDTH: 78,5 - 80. OPENING: 70. INSTALLATION: Closed space. GLASS THICKNESS IN MM: 6. PANEL HEIGHT IN CM: 200. WALL ADJUSTMENT IN MM: 15. ANTI-SCALE TREATMENT: Yes. OPTIONAL: 20 mm extension profile and fixed extension wall. CARE RECOMMENDATIONS: Use warm soapy water for cleaning. Do not use acidic or abrasive detergents. WARRANTY DURATION (YEARS): 2.

\*Due to possible variations in computer and printer calibrations, technical factors and certain finish characteristics, the colors you see may not accurately portray the actual colors and are provided as a guide only.