



Collection: CONTRA

Finish*:



GA - Bright Anodised

Main features:



Features

- **DIMENSIONS:** 200 x 90 cm
- **MATERIAL:** Clear glass
- **NORMS AND REGULATIONS:** EN 14428
- **OPENING:** 80
- **GLASS THICKNESS IN MM:** 6
- **WALL ADJUSTMENT IN MM:** 15
- **OPTIONAL:** 20 mm extension profile and fixed extension wall
- **WARRANTY DURATION (YEARS):** 2
- **WEIGHT:** 32 kg
- **INSTALLATION TYPE:** Alcove or corner
- **MIN/MAX WIDTH:** 88,5 - 90
- **INSTALLATION:** Closed space
- **PANEL HEIGHT IN CM:** 200
- **ANTI-SCALE TREATMENT:** Yes
- **CARE RECOMMENDATIONS:** Use warm soapy water for cleaning. Do not use acidic or abrasive detergents

Consumer benefits

- **COMFORT:** Integrated lifting system, less wear and tear on the floor seal, large chrome-plated metal handles on both sides
- **SEALING:** Magnetic door seal, threshold strip included
- **ACCESSIBILITY:** Very wide access to the shower area
- **EASY TO MAINTAIN:** Anti-limescale glass on the inner side; cover caps, smooth surface (hidden screws and bolts)

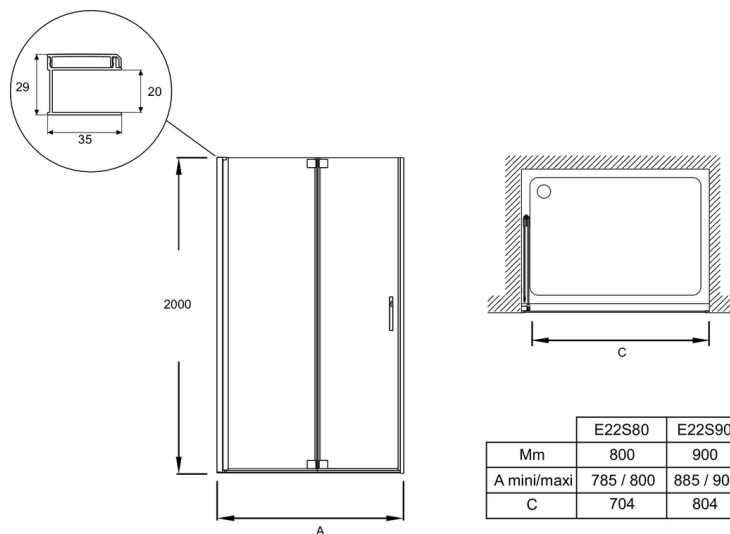
Installation benefits

- **SIMPLE TO ASSEMBLE:** Wall offset 15 mm

Optional products

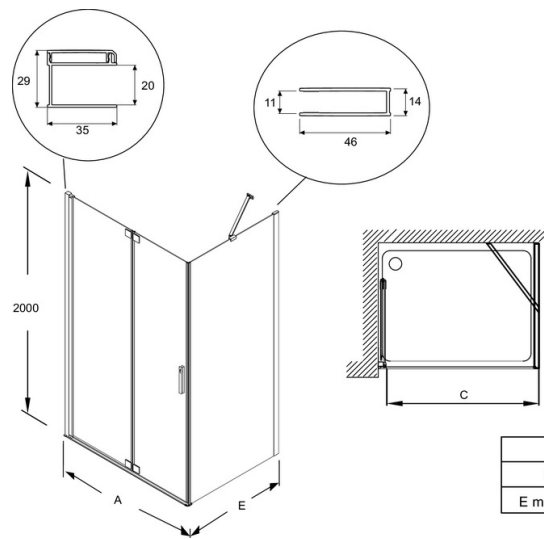
- E22FT80: Fixed panel 80 cm
- E22L40: In-line fixed panel 40 cm
- E22FT100: Fixed side panel 100 cm
- E22FT90: Fixed panel 90 cm
- E22FT70: Fixed panel 70 cm
- E22000: Extension profile

Technical drawing



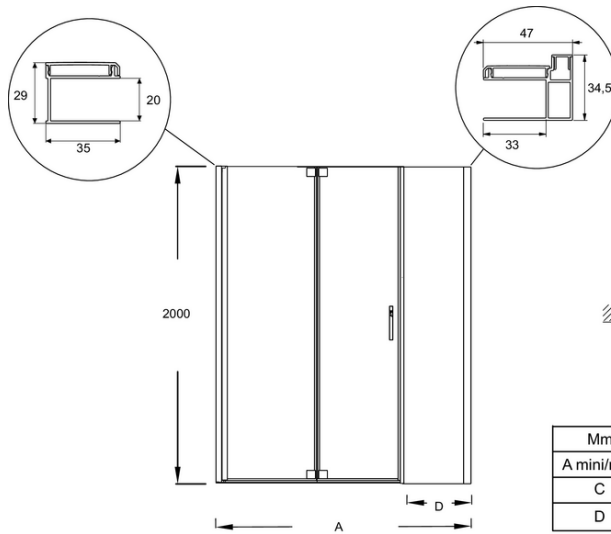
	E22S80	E22S90	E22S120
Mm	800	900	1200
A mini/maxi	785 / 800	885 / 900	1185 / 1200
C	704	804	1104

Product Specification: Bi-fold door 90 cm. E22S90. Collection: CONTRA. DIMENSIONS: 200 x 90 cm. WEIGHT: 32 kg. MATERIAL: Clear glass. INSTALLATION TYPE: Alcove or corner. NORMS AND REGULATIONS: EN 14428. MIN/MAX WIDTH: 88,5 - 90. OPENING: 80. INSTALLATION: Closed space. GLASS THICKNESS IN MM: 6. PANEL HEIGHT IN CM: 200. WALL ADJUSTMENT IN MM: 15. ANTI-SCALE TREATMENT: Yes. OPTIONAL: 20 mm extension profile and fixed extension wall. CARE RECOMMENDATIONS: Use warm soapy water for cleaning. Do not use acidic or abrasive detergents. WARRANTY DURATION (YEARS): 2.

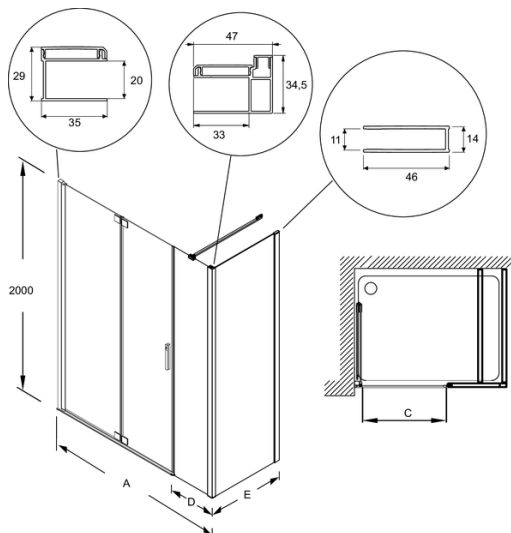


	E22S80	E22S90	E22S120
Mm	800	900	1200
A mini/maxi	770 / 785	870 / 885	1170 / 1185
C	700	800	1100

	E22FT70	E22FT80	E22FT90	E22FT100
Mm	700	800	900	1000
E mini/maxi	662-680	762-780	862-880	962-980



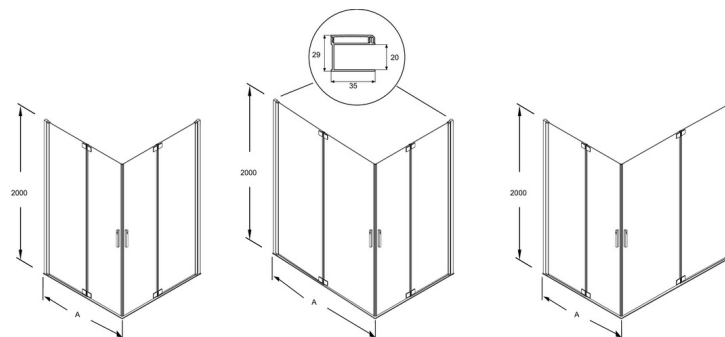
	E22S80+E22L40	E22S90+E22L40	E22S120+E22L40
Mm	1200	1300	1600
A mini/maxi	1177 / 1207	1277 / 1307	1577 / 1607
C	704	804	1104
D	400	400	400



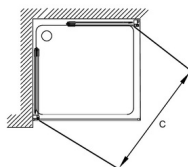
	E22S80+E22L40	E22S90+E22L40	E22S120+E22L40
Mm	1200	1300	1600
A mini/maxi	1177 / 1207	1277 / 1307	1577 / 1607
C	704	804	1104
D	400	400	400

	E22FT70	E22FT80	E22FT90	E22FT100
Mm	700	800	900	1000
E mini/maxi	662-680	762-780	862-880	962-980

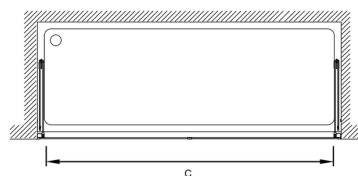
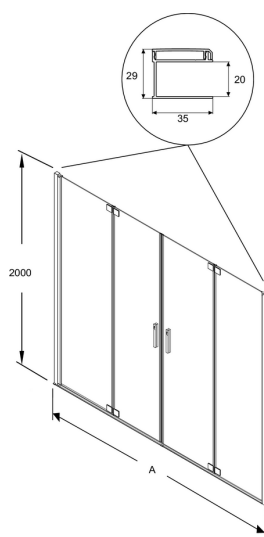
Product Specification: Bi-fold door 90 cm. E22S90. Collection: CONTRA. DIMENSIONS: 200 x 90 cm. WEIGHT: 32 kg. MATERIAL: Clear glass. INSTALLATION TYPE: Alcove or corner. NORMS AND REGULATIONS: EN 14428. MIN/MAX WIDTH: 88,5 - 90. OPENING: 80. INSTALLATION: Closed space. GLASS THICKNESS IN MM: 6. PANEL HEIGHT IN CM: 200. WALL ADJUSTMENT IN MM: 15. ANTI-SCALE TREATMENT: Yes. OPTIONAL: 20 mm extension profile and fixed extension wall. CARE RECOMMENDATIONS: Use warm soapy water for cleaning. Do not use acidic or abrasive detergents. WARRANTY DURATION (YEARS): 2.



	E22S80	E22S90	E22S120
Mm	800	900	1200
A mini/maxi	775 / 790	875 / 890	1175 / 1190



C Mm	E22S80	E22S90	E22S120
E22S80	988	1060	1302
E22S90	1060	1130	1358
E22S120	1302	1358	1554



Mm	E22S80 + E22S80	E22S90 + E22S90	E22S120 + E22S120
A mini/maxi	1536 / 1566	1736 / 1766	2336 / 2366
C	1417	1617	2217

Product Specification: Bi-fold door 90 cm. E22S90. Collection: CONTRA. DIMENSIONS: 200 x 90 cm. WEIGHT: 32 kg. MATERIAL: Clear glass. INSTALLATION TYPE: Alcove or corner. NORMS AND REGULATIONS: EN 14428. MIN/MAX WIDTH: 88,5 - 90. OPENING: 80. INSTALLATION: Closed space. GLASS THICKNESS IN MM: 6. PANEL HEIGHT IN CM: 200. WALL ADJUSTMENT IN MM: 15. ANTI-SCALE TREATMENT: Yes. OPTIONAL: 20 mm extension profile and fixed extension wall. CARE RECOMMENDATIONS: Use warm soapy water for cleaning. Do not use acidic or abrasive detergents. WARRANTY DURATION (YEARS): 2.

**Due to possible variations in computer and printer calibrations, technical factors and certain finish characteristics, the colors you see may not accurately portray the actual colors and are provided as a guide only.*