



Collection: CONTRA

Finish*:



GA - Bright Anodised

Main features:



Features

- **DIMENSIONS:** 200 x 110 cm
- **MATERIAL:** Clear glass
- **NORMS AND REGULATIONS:** EN 14428
- **MIN/MAX WIDTH WITH FIXED PANEL:** 69.5
- **GLASS THICKNESS IN MM:** 6
- **WALL ADJUSTMENT IN MM:** 18

Consumer benefits

- **COMFORT:** Integrated lifting system, less wear and tear on the floor seal, large handles on both sides
- **SEALING:** Magnetic door seal, threshold strip included
- **ACCESSIBILITY:** Very wide access to the shower area

Required products

- E22BW90 : Horizontal bar

- **WEIGHT:** 36 kg
- **INSTALLATION TYPE:** Corner
- **MIN/MAX WIDTH:** 110
- **OPENING:** 69.5
- **PANEL HEIGHT IN CM:** 200
- **ANTI-SCALE TREATMENT:** Yes

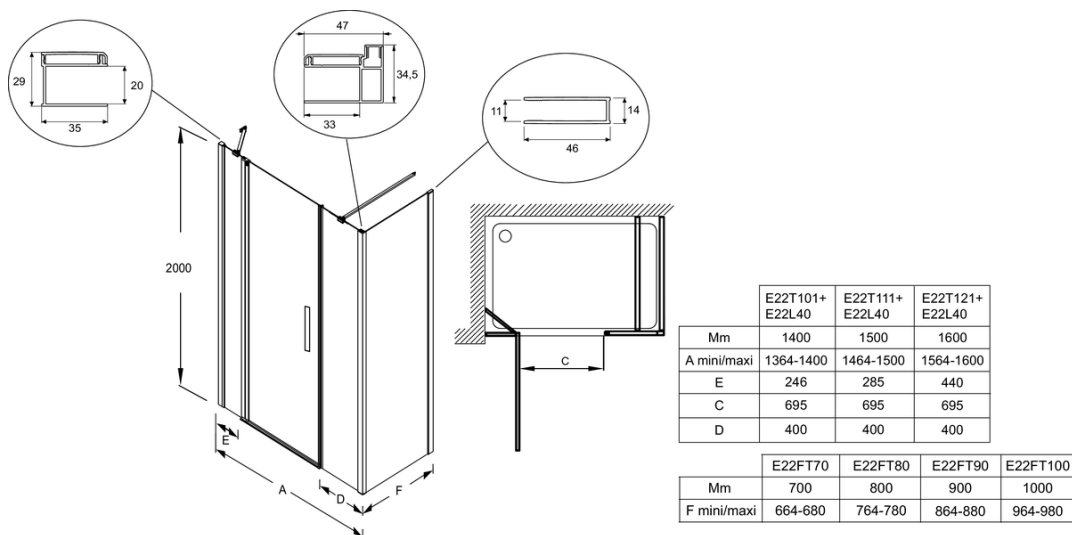
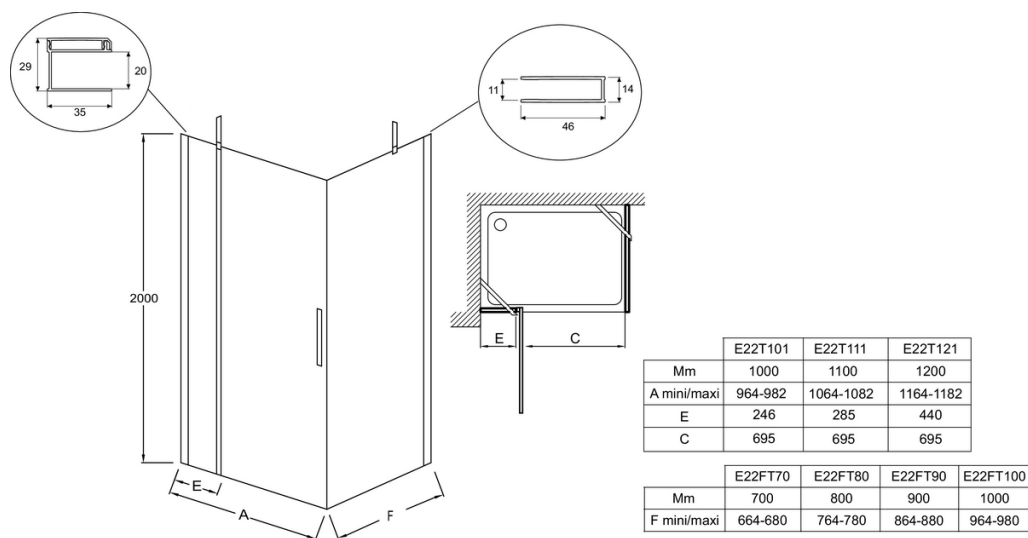
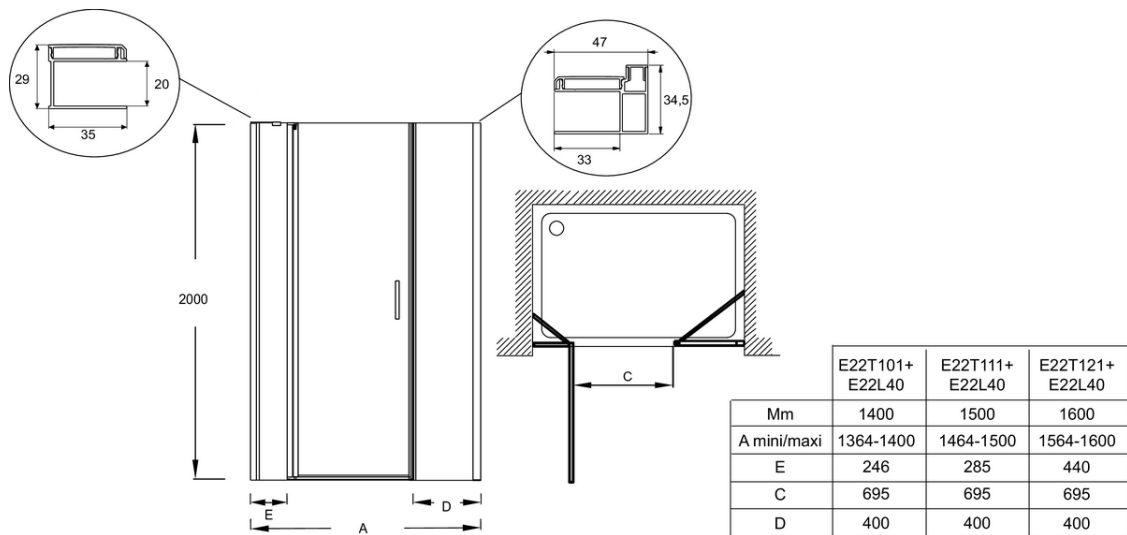
Installation benefits

- **EASY INSTALLATION:** 18 mm wall offset for wall misalignments

Optional products

- E22000 : Extension profile

Product Specification: Pivot door 110 cm - corner. E22T111. Collection: CONTRA. DIMENSIONS: 200 x 110 cm. WEIGHT: 36 kg. MATERIAL: Clear glass. INSTALLATION TYPE: Corner. NORMS AND REGULATIONS: EN 14428. MIN/MAX WIDTH: 110. MIN/MAX WIDTH WITH FIXED PANEL: 69.5. OPENING: 69.5. GLASS THICKNESS IN MM: 6. PANEL HEIGHT IN CM: 200. WALL ADJUSTMENT IN MM: 18. ANTI-SCALE TREATMENT: Yes.



Product Specification: Pivot door 110 cm - corner. E22T111. Collection: CONTRA. DIMENSIONS: 200 x 110 cm. WEIGHT: 36 kg. MATERIAL: Clear glass. INSTALLATION TYPE: Corner. NORMS AND REGULATIONS: EN 14428. MIN/MAX WIDTH: 110. MIN/MAX WIDTH WITH FIXED PANEL: 69.5. OPENING: 69.5. GLASS THICKNESS IN MM: 6. PANEL HEIGHT IN CM: 200. WALL ADJUSTMENT IN MM: 18. ANTI-SCALE TREATMENT: Yes.