




Collection: BASIC 110

Finish*:



CP - Chrome

Main features:



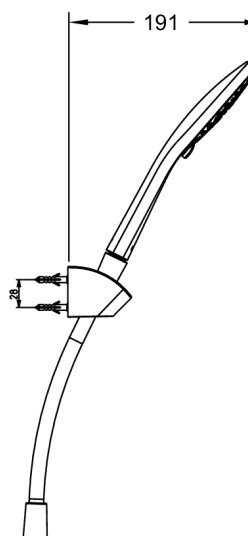
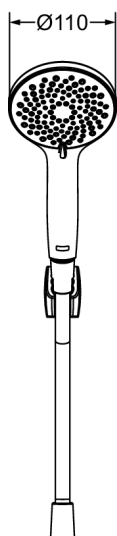
Features

- DIMENSIONS: 11 x 11 cm
- INSTALLATION TYPE: Wall-mount
- NUMBER OF SPRAYS: 3
- 3 position wall support
- MATERIAL: Metal
- SHOWER TAPS-HANDSHOWER FLOW: 6 L/min
- WARRANTY DURATION (YEARS): 2

Consumer benefits

- COMPLETE SHOWER SET: A shower set containing the essentials with a wall bracket, hose and hand shower.
- WATER SAVING: Flow reducer included (maximum flow rate 6 l/min).
- EASY MAINTENANCE: Silicized picots which limit limescale build-up and simplify cleaning

Technical drawing



Product Specification: Shower set - support. E31179. Collection: BASIC 110. DIMENSIONS: 11 x 11 cm. MATERIAL: Metal. INSTALLATION TYPE: Wall-mount. SHOWER TAPS-HANDSHOWER FLOW: 6 L/min. NUMBER OF SPRAYS: 3. WARRANTY DURATION (YEARS): 2. 3 position wall support.