



Collection: CAMILLE

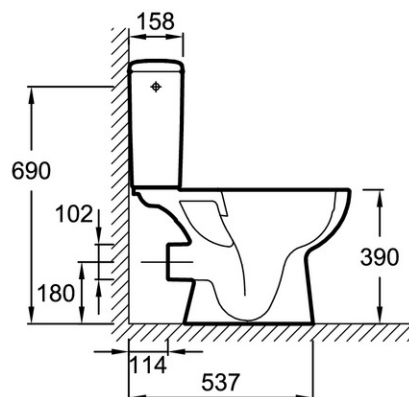
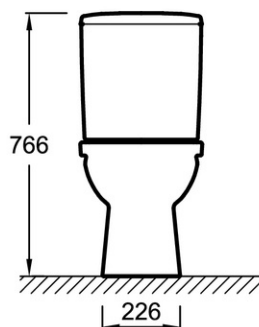
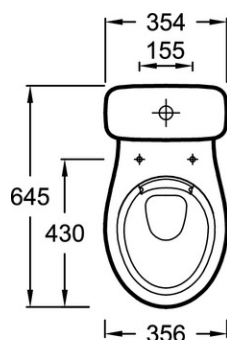
Main features:



Features

- **DIMENSIONS:** 64.50 x 35.40 cm
- **MATERIAL:** Ceramic
- **LENGTH:** Standard
- **SHAPE:** Round
- **HEIGHT:** Standard
- **WEIGHT:** 28 kg
- **INSTALLATION TYPE:** Floor-standing
- **EVACUATION:** P-trap
- **WATER CONSUMPTION:** Standard 3/6 L
- **RIM TYPE:** Rimless

Technical drawing



Product Specification: WC. E40945. Collection: CAMILLE. DIMENSIONS: 64.50 x 35.40 cm. WEIGHT: 28 kg. MATERIAL: Ceramic. INSTALLATION TYPE: Floor-standing. LENGTH: Standard. EVACUATION: P-trap. SHAPE: Round. WATER CONSUMPTION: Standard 3/6 L. HEIGHT: Standard. RIM TYPE: Rimless.