

E6D069



Collection: MALICE

Finish*:



GA - Bright Anodised

Main features:



Features

- **DIMENSIONS:** 3 x 94.80 x 150 cm
- **MATERIAL:** Glass
- **SHAPE:** Curved
- **MAINTENANCE TIPS:** clean with soap and water
- **WEIGHT:** 22 kg
- **NORMS AND REGULATIONS:** EN 14428
- **WARRANTY DURATION (YEARS):** 2

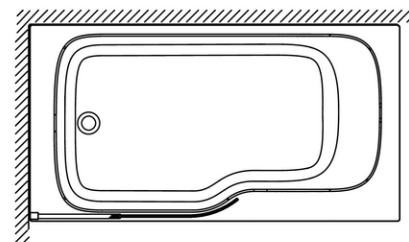
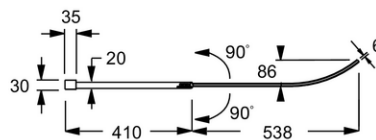
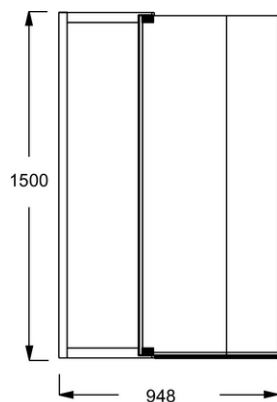
Consumer benefits

- **EASIER ACCESS:** Fixed 1st panel, curved 2nd panel swinging 100°
- **GLASS:** Clear, coated 6mm glass
- **SMART:** Smart, modern storage shelving included (White, Anthracite Grey or Orange Pop)
- **DESIGN:** Wide, curved bathscreen to avoid splashes
- **FINISHINGS:** Chrome profiles

Optional products

- CE6D065R: Shower-bath 170 x 90 cm, RH
- CE6D066R: Shower-bath 160 x 85 cm, RH
- CE6D065L: Shower-bath 170 x 90 cm, LH
- CE6D066L: Shower-bath 160 x 85 cm, LH

Technical drawing



Product Specification: 2-panel bathscreen. E6D069. Collection: MALICE. DIMENSIONS: 3 x 94.80 x 150 cm. WEIGHT: 22 kg. MATERIAL: Glass. NORMS AND REGULATIONS: EN 14428. SHAPE: Curved. WARRANTY DURATION (YEARS): 2. MAINTENANCE TIPS: clean with soap and water.