

PARALLEL - Base unit 100 cm, 2 drawers

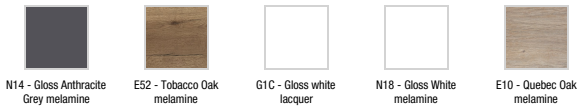


EB1705



Collection: PARALLEL

Finish\*:



Main features:



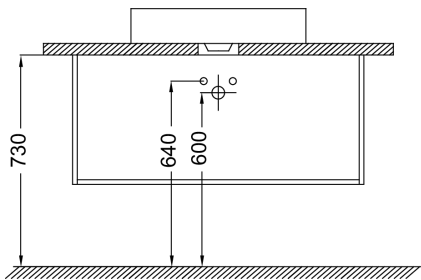
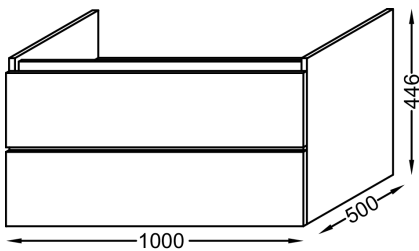
Features

- DIMENSIONS: 100 x 50 x 44.60 cm
- MATERIAL: Lacquer or melamine
- HANDLE : Built-in
- VERSION: with waste cutout
- WEIGHT: 30 kg
- INSTALLATION TYPE: Wall-hung
- ELECTRICAL OUTLET: No

Consumer benefits

- DESIGN: Smart design that suits all needs
- SOUND COMFORT: Drawer equipped with a damper close system
- OPTIMIZED STORAGE: 2 slow-close drawers
- PERFECT FINISH: Wide choice of finishes

Technical drawing



Product Specification: Base unit 100 cm, 2 drawers. EB1705. Collection: PARALLEL. DIMENSIONS: 100 x 50 x 44.60 cm. WEIGHT: 30 kg. MATERIAL: Lacquer or melamine. INSTALLATION TYPE: Wall-hung. HANDLE : Built-in. ELECTRICAL OUTLET: No. VERSION: with waste cutout.