

9

### Main features:

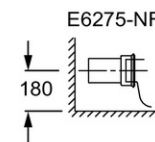
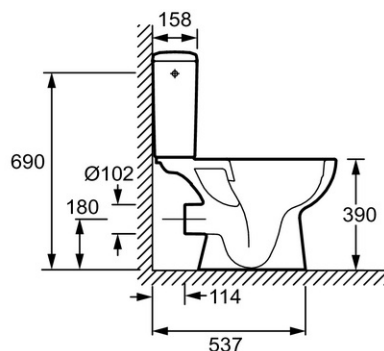
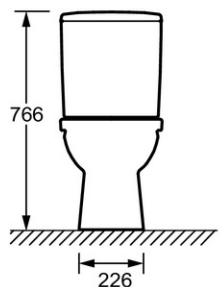
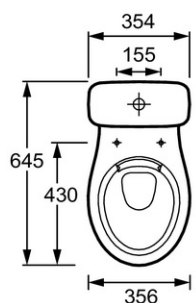
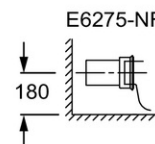
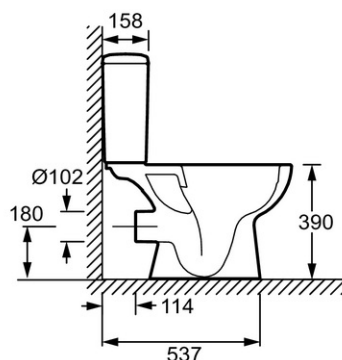
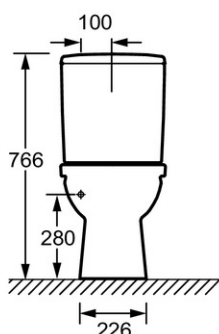


- **DIMENSIONS:** 64.40 x 35.60 cm
- **MATERIAL:** Ceramic
- **NORMS AND REGULATIONS:** NF
- **SHAPE:** Round
- **HEIGHT:** Standard

- **WEIGHT:** 22.1 kg
- **INSTALLATION TYPE:** Floor-standing
- **EVACUATION:** P-trap
- **WATER CONSUMPTION:** 2.6/4 L and 3/6 L
- **RIM TYPE:** Rimless

- **INSTALLATION:** Easy Installation

- ETB111: Cistern 3/6 L flush, side inlet



This document is not contractual